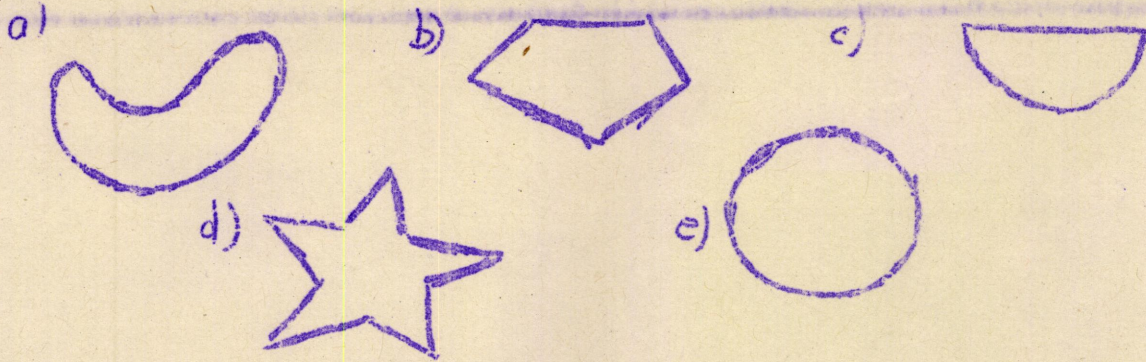





11) Classifica as seguintes curvas em concavas e convexas.



12) Classifica as seguintes curvas em fechadas e abertas.





13) Determina os pontos representados abaixo que são interiores à curva C




14) Representa, em diagrama, os conjuntos A e B disjuntos

1) Representa em diagrama, os conjuntos C, D, com $D \supset C$



FICHA I

TOPOLOGIA



Paulo e Maria passeiam junto a estes muros.
Podem eles encontrar-se?

Ponha as régua vermelha sobre o muro de Paulo
e as régua azul sobre o muro de Maria.