

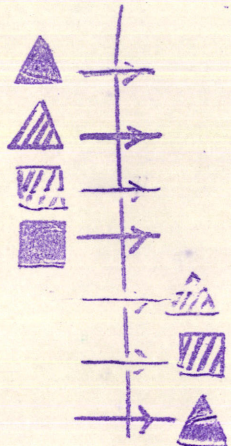
Máquinas que transformam objetos

Usaremos:

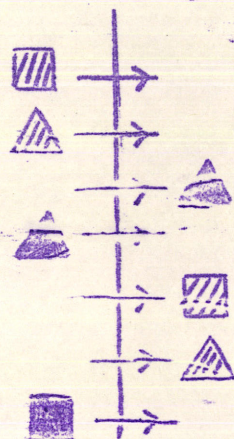
Formas : \triangle \square

Cores: amarelo \parallel
azul \equiv

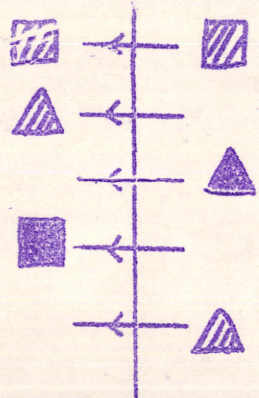
entrada \rightarrow saída



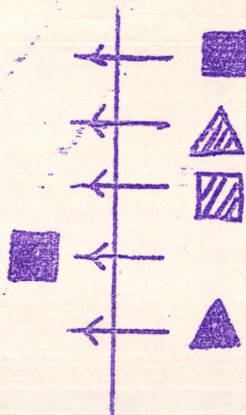
entrada \rightarrow saída



saída \leftarrow entrada




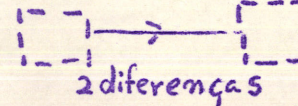

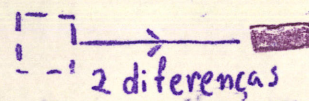


saída \leftarrow entrada



Usaremos:

Formas : \square \circ

Cores: vermelho
azul



Completa o quadro

	\triangle	\circ	\square	\square
azul			\square	
vermelho	\triangle	\circ		
amarelo				
verde		\circ		
laranja				\square